

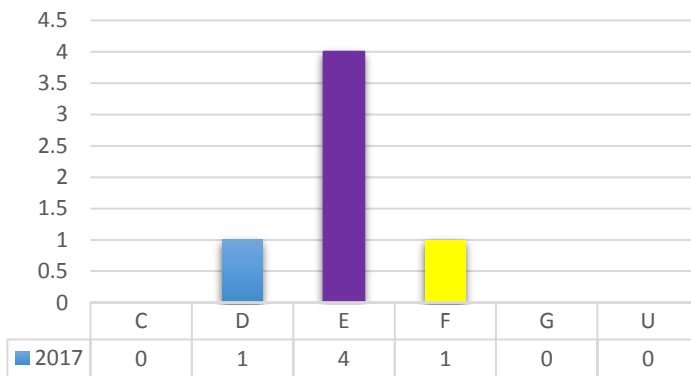
## Manor Academy Exam Results 2017.

### Food Technology



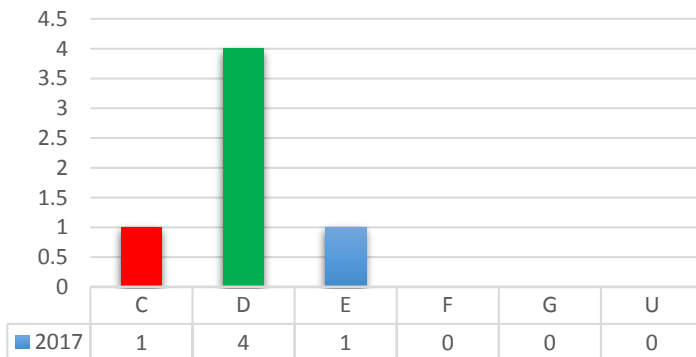
Food Tech GCSE		
Total	6	%
C	1	17
D	0	0
E	0	0
F	3	50
G	2	33
U	0	0
Total	6	100

### Performing Arts



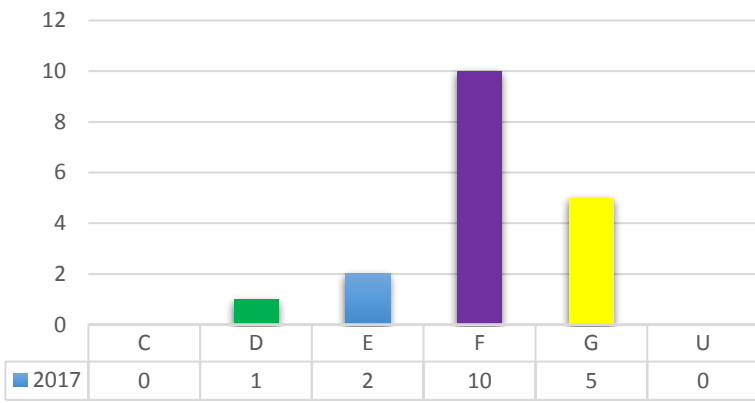
Performing Arts GCSE		
Total	6	%
C	0	0
D	1	17
E	4	67
F	1	17
G	0	0
U	0	0
Total	6	100

### Art and Design



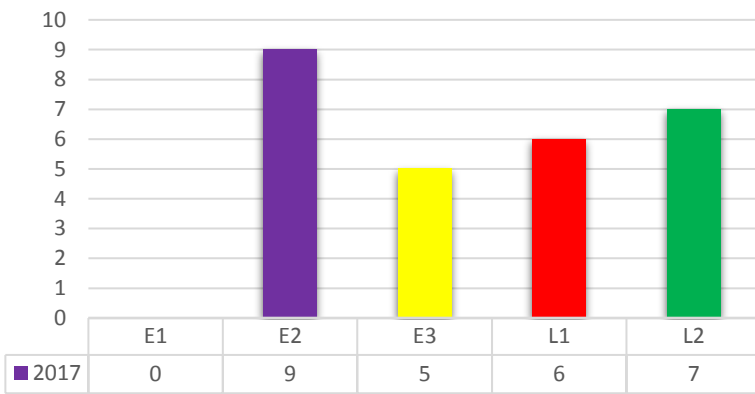
Art GCSE		
Total	6	%
C	1	17
D	4	67
E	1	17
F	0	0
G	0	0
U	0	0
Total	6	100

### Science



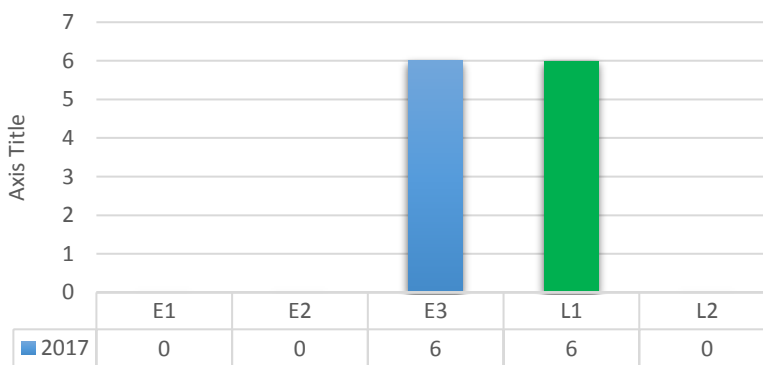
Science GCSE		
Total	18	%
C	0	0
D	1	6
E	2	11
F	10	56
G	5	28
U	0	0
Total	18	100

### Mathematics

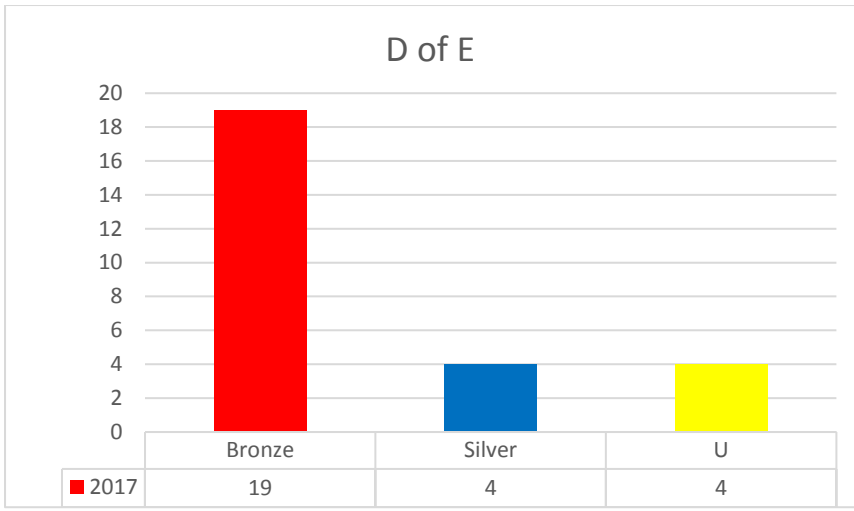


Maths Ascentis		
Total	27	%
E1	0	0
E2	9	33
E3	5	19
L1	6	22
L2	7	26
Total	27	100


### English



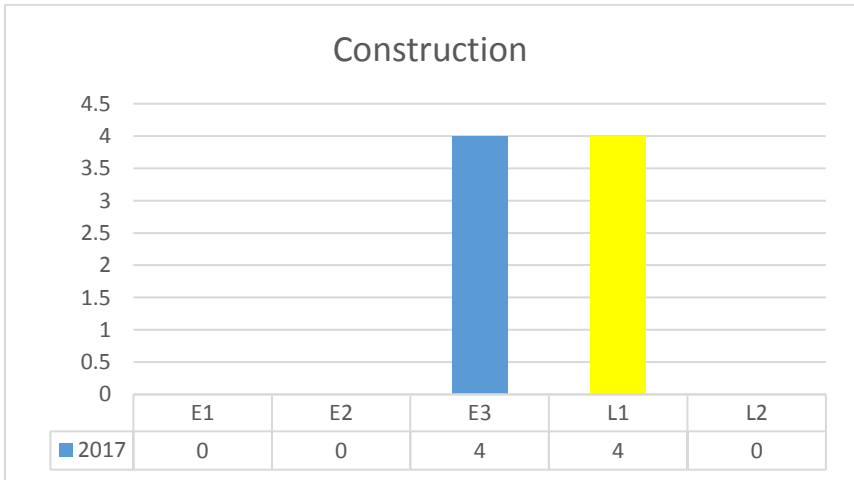
English Ascentis		
Total	12	%
E1	0	0
E2	0	0
E3	6	50
L1	6	50
L2	0	0
Total	12	100



D of E		
Total	27	%
Bronze	19	70
Silver	4	15
U	4	15
		0
	0	0
	0	0
Total	27	100

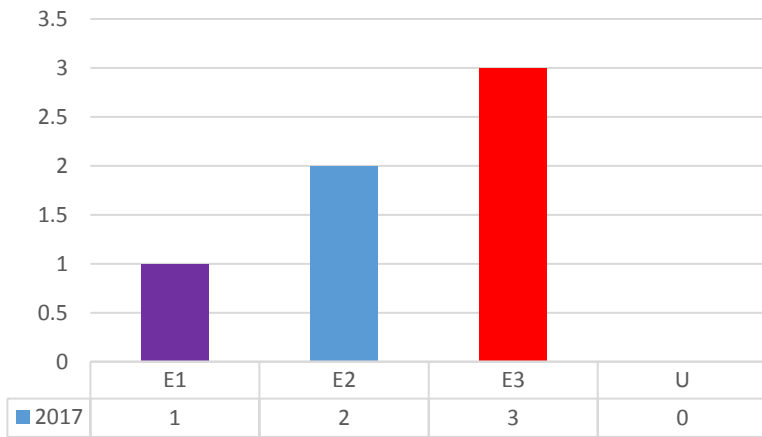


English Functional Ascentis		
Total	27	%
E1	8	30
E2	8	30
E3	11	41
L1		0
L2	0	0
	0	0
Total	27	100



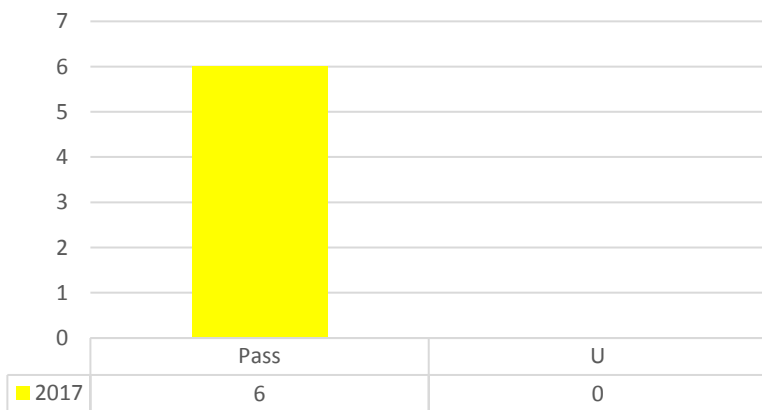
Construction		
Total	8	%
E1	0	0
E2	0	0
E3	4	50
L1	4	50
L2	0	0
	0	0
Total	8	100

### Resistant Materials



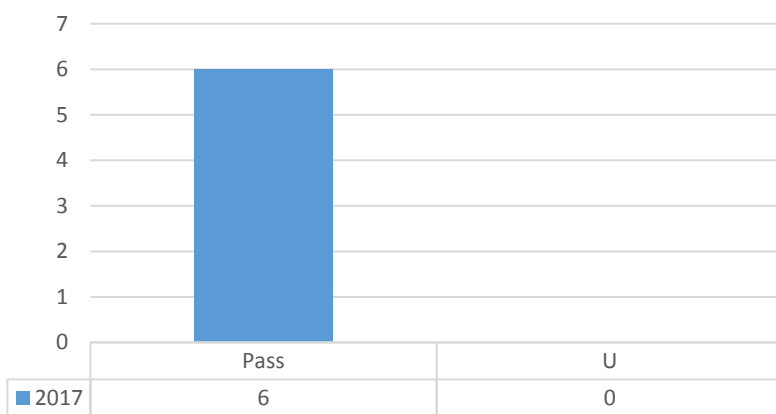
Res Mat		
Total	6	%
E1	1	17
E2	2	33
E3	3	50
U	0	0
	0	0
Total	6	100

### Land Based Studies



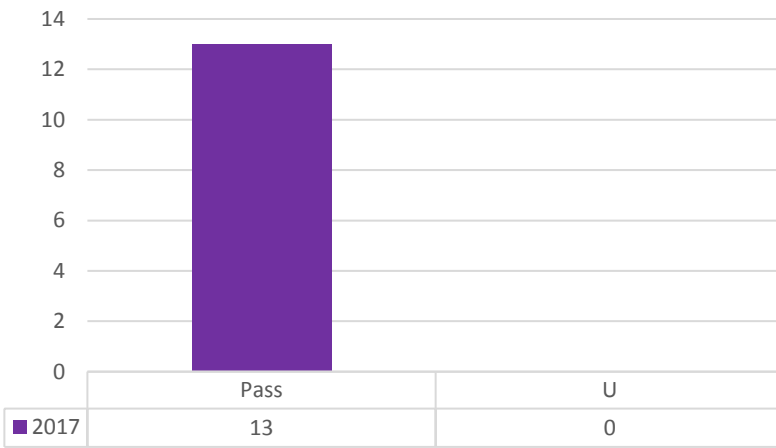
Land Studies		
Total	6	%
Pass	6	100
U	0	0
Total	6	100

### Animal Care



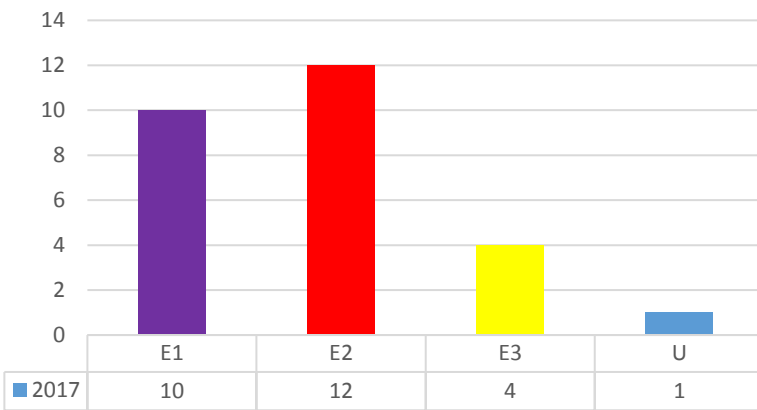
Animal Care		
Total	6	%
Pass	6	100
U	0	0
Total	6	100

### Enterprise



Enterprise		
Total	13	%
Pass	13	100
U	0	0
Total	13	100

### Science Entry Level



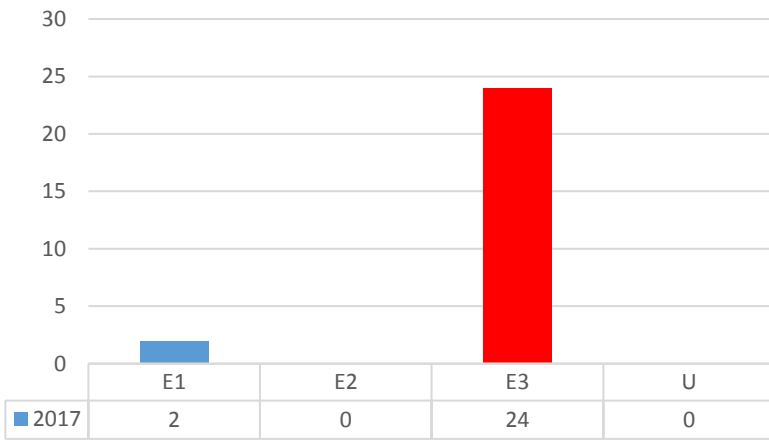
Science EL		
Total	27	%
E1	10	37
E2	12	44
E3	4	15
U	1	4
Total	27	100

### ICT OCR



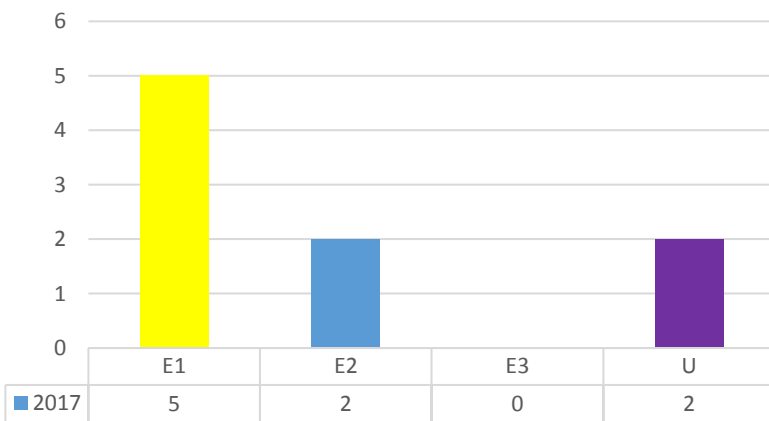
ICT OCR		
Total	21	%
E1	2	10
E2	17	81
E3	2	10
U	0	0
Total	21	100

### Functional ICT



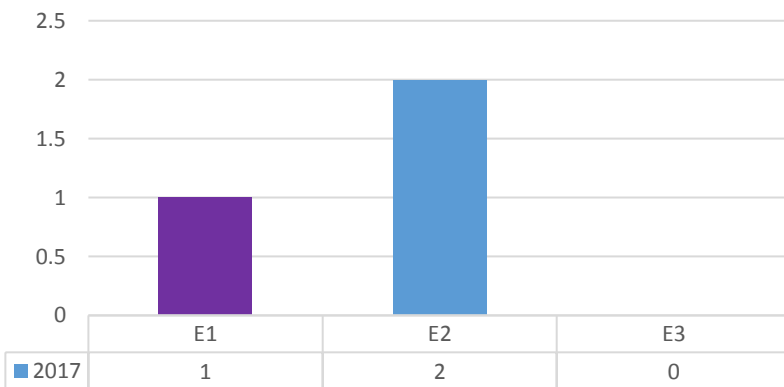
Functional ICT		
Total	26	%
E1	2	8
E2	0	0
E3	24	92
U	0	0
Total	26	100

### Computing



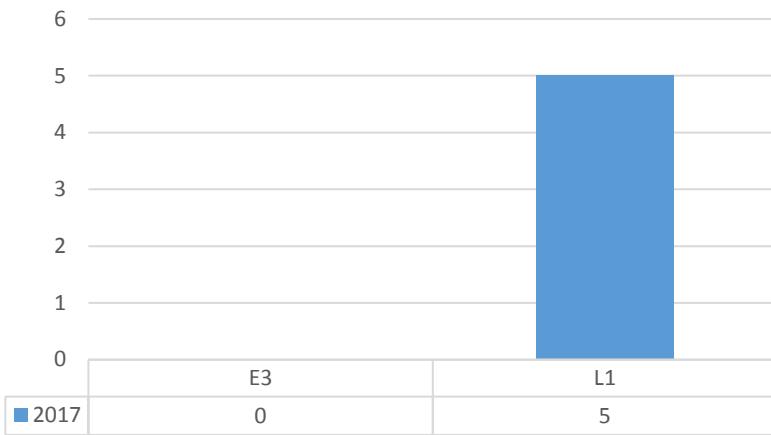
Computing		
Total	9	%
E1	5	56
E2	2	22
E3	0	0
U	2	22
Total	9	100

### Art Entry Level



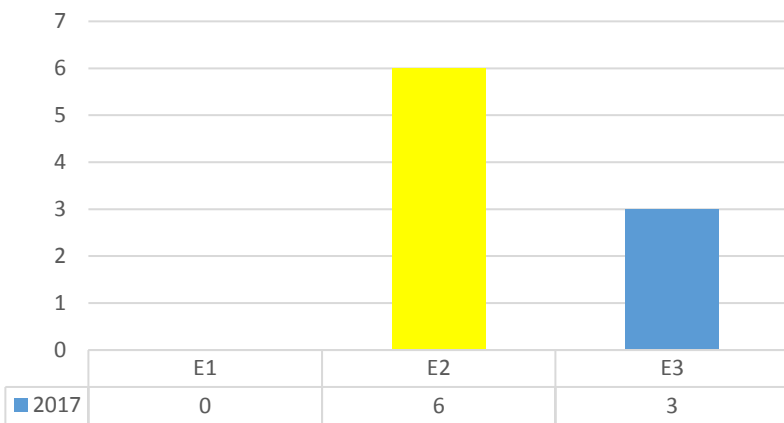
Art EL		
Total	3	%
E1	1	33
E2	2	67
E3	0	0
L1	0	0
L2	0	0
	0	0
Total	3	100

### Btec Food Technology



Food Tech Btec		
Total	5	%
E1	0	0
E2	0	0
E3	0	0
L1	5	100
L2	0	0
	0	0
Total	5	100

### Life and Living



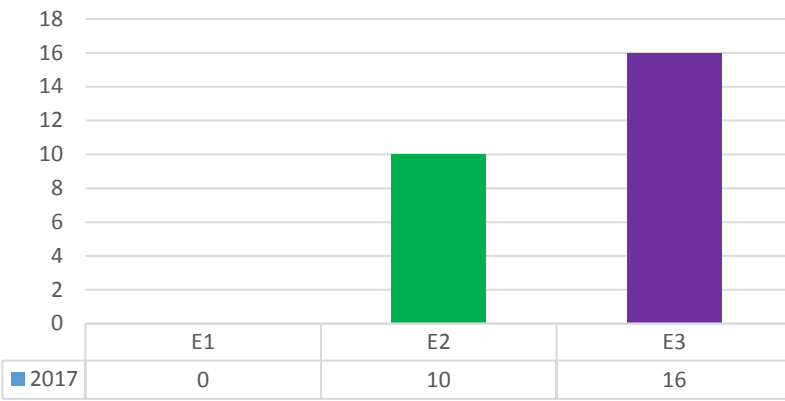
Life and Living		
Total	9	%
E1	0	0
E2	6	67
E3	3	33
L1	0	0
L2	0	0
	0	0
Total	9	100

### PE Entry Level




PE		
Total	27	%
E1	1	4
E2	8	30
E3	18	66
L1	0	0
L2	0	0
	0	0
Total	27	100

### PSD ASDAN



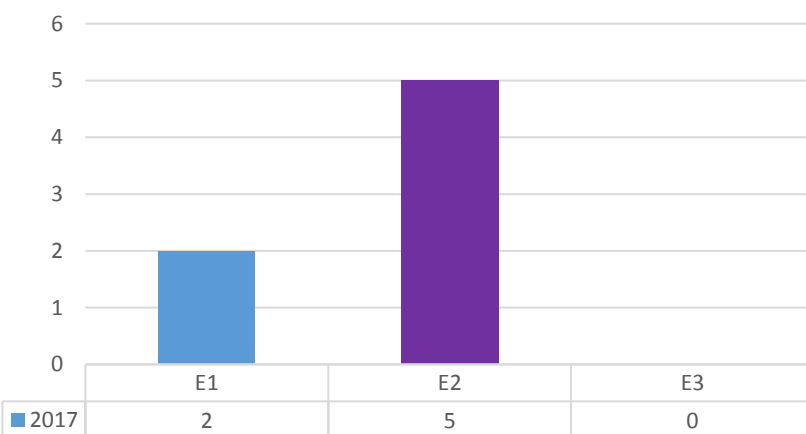
PSD ASDAN		
Total	26	%
E1	0	0
E2	10	38
E3	16	62
L1	0	0
L2	0	0
	0	0
Total	26	100

### French Entry Level



French		
Total	22	%
E1	0	0
E2	0	0
E3	22	100
L1	0	0
L2	0	0
	0	0
Total	22	100

### Child Development



Child Development		
Total	7	%
E1	2	28.57143
E2	5	71.42857
E3	0	0
L1	0	0
L2	0	0
	0	0
Total	7	100